



THE COMPACT STEAM GENERATOR WITH QUICK STEAM AVAILABILITY

The steam generator for steam showers, private and semi-professional steam baths.
Condair **Omega**





Condair Omega

Compact steam generator with fast steam availability



The steam generator for steam showers, private and semi-professional steam baths.

Optionally available with integrated spa control for simultaneous and independent control of steam bath and sauna.

Compact construction form – reliable quality

The Omega is the guaranty of fast steam production regardless of the quality of the water. It comes in 2 extra compact dimensions and can produce from 2 to 20 kg of steam per hour. It produces steam in less than 4 minutes from ambient temperature and the keep warm feature enables instant steam production. Maintaining the Omega is reduced to the minimum and can be fully proceeded in less than 5 minutes Chrono.

Device settings with integrated spa control

The control of further functionalities for steam bath or sauna such as light, fan, fragrance, bench and wall heating, or music can be conveniently adjusted via our new integrated spa control. Thus further applications such as Caldarium, Rasul, Bio- and Fin Sauna (8kg/h) and also the control of Dual-Cabins are possible.

It is possible to control various accessories such as light, fragrance, fan, freely configurable relay. It enables managing a steam bath and a fin sauna simultaneously and independently of each other with the same display.

Operation is via a modern touch display, which is available in various versions.

Customisable display, you can upload your logo to appear on the screen.





Omega small with Display



Omega small without Display



Omega medium with Display



Omega medium without Display

Modular construction – for different demands

The 4.3 Inch touchscreen display (option) enables numerous settings and programming such as timing sessions on daily and weekly basis, automatic on/off, instant steam.

The Omega touchscreen even enables to troubleshoot the entire machine and solve any technical issue in a matter of seconds by simply following the instructions. Alternatively, for an extremely cost efficient solution, the Omega is available without display and

all settings can be adjusted via a web interface. The generator can be switched on and off using the integrated button or a deported button fitted on the steam cabin.



External Touch Display

Optionally a remote touch display can be connected to the Omega steam generator. It is available as flush-mounted or wall-mounted version, with only 19-mm wall outstanding. You have the choice from three standard frames: brushed tainless steel, white or black glass.

There are two different display layouts matching to the selected cover. The cleverly designed magnetic frame construction, however, also allows steam bath builders to individualize the fitting with a material of the customer's liking.

Fill and drain sideway

Space is always an issue, therefore each model of the Omega can be ordered with the option where the filling and draining of the water are sideway of the Omega. Thus, the Omega can be installed e.g. beneath a bench. To secure a proper fitting of the unit we recommend the floor mounting kit [1]. All these options can be added.



Power supply [1]
Control board [2]
Powder coated housing [3]
Spa Control [4]



Hybrid control

Heating elements are controlled by relay and semiconductor. This extends the lifespan substantially and increases the reliability.



Interface

Ethernet interface for the individual device programming and for software updates.



Waterseparation

The water cup separates the freshwater from the sewage. So a contamination of the water is impossible. The steam generator can be connected to the input water line without the need for a disconnecter.



The filter cartridge and the fragrance pump can be fixed to the practical **wall-stand** and the perfume bottle can be attached safely.

Filter cartridge

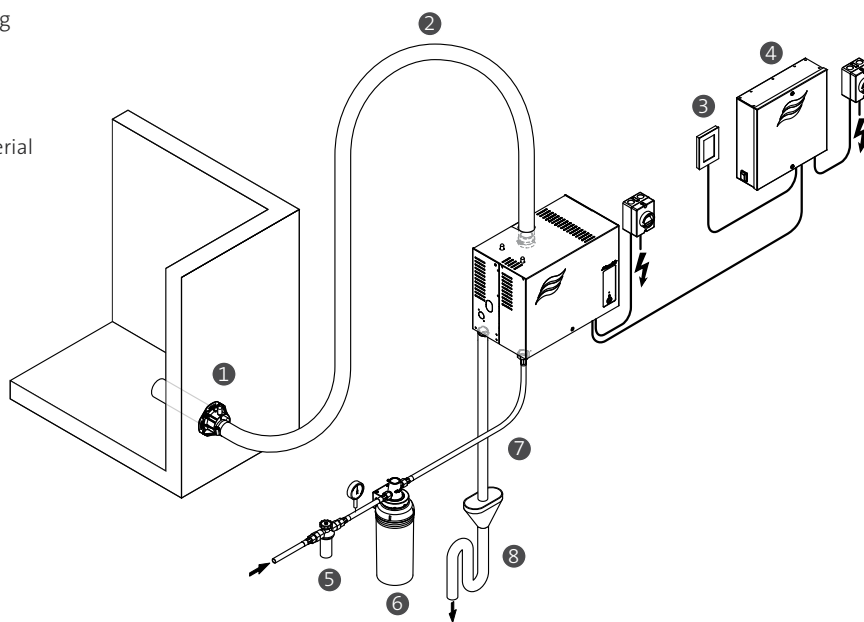
- can be ordered optional
- is mounted outside the device
- reduces maintenance because of less calcification at the heating rods inside the device
- connection 3/8 inch
- acoustic and visual indication to signal if the replacement of cartridge is needed

Standard version

- Multilingual, user-guided menu structure
- Program, service and information level
- Modi: temperature control, Constant steam, External steam demand
- Web interface access for individual programming
- Hybrid circuit heating elements
- Real time clock and timer programming
- Various control signals: (0 -10 V , etc.)
- Simply removable tank made of composite material
- Drainage pump
- RS485 interface with Modbus protocol
- Terminal block
- Installation material

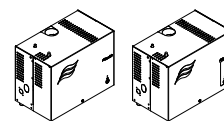
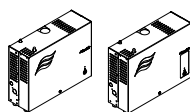
Accessories

- Steam bath nozzle [1]
- Steam bath hose [2]
- External Spa Display [3]
- Spa Control Delta [4]
- Filter valve [5]
- Filter cartridge [6]
- Drain hose [7]
- Open funnel with water trap [8]



Options

- Filter cartridge
- Touch Display
- Remote Touch Display
- integrated Spa Control Delta
- Floor mounting with fill and drain sideway
- KNX Gateway



Technical data

Condair Omega		2	4	6	8	12	16	20
Heating voltage		Maximum steam output in kg/h						
400 VAC / 3Ph / 50..60Hz	kg/h		-	6.0	8.0	12	16	20
230 VAC / 1Ph / 50..60Hz	kg/h	2.0	4.0	6.0	8.0	-	-	-
Nominal power	kW	2.0	3.5	4.5	6.5	9.5	12.5	15.5
Control voltage		230VAC/1 Ph /50..60Hz						
Dimensions (WxHxD)	mm	470x350x150				470x350x270		
Operating weight	kg	12.9	12.9	12.9	19.6	19.6	19.6	19.6
Conformity		CE, VDE, DVGW						